

CUT HERE

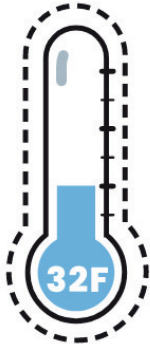
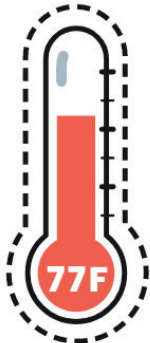
## PRECIPITATION

## CONDENSATION

## ACCUMULATION

## EVAPORATION

CUT HERE



CUT HERE

The gathering of precipitation on land or underground.

Water released from clouds when they get too heavy.

Water on Earth heated by the sun that rises into the air as water vapor.

Tiny drops of water that stick together to form clouds in the cool sky.

# Water Cycle Diagram

Name: \_\_\_\_\_ Date: \_\_\_\_\_



# Raindrop Paper Hat Cut-Out

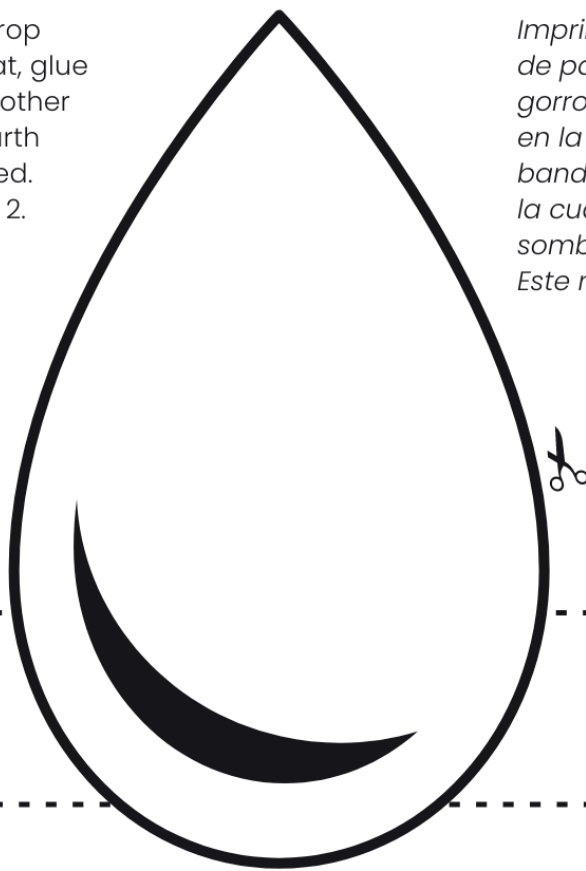
## Gorro de Papel de Lluvia

Print, color, and cut out the raindrop paper hat. To form your paper hat, glue one band to the left tab and the other band to the right tab. Use the fourth band to adjust your hat as needed. This cut out will be used in Lesson 2.

*Imprime, colorea y recorta el gorro de papel de lluvia. Para formar su gorro de papel, pegue una banda en la lengüeta izquierda y la otra banda en la lengüeta derecha. Use la cuarta banda para ajustar su sombrero según sea necesario. Este recorte se usará en la Lección 2.*



CUT HERE



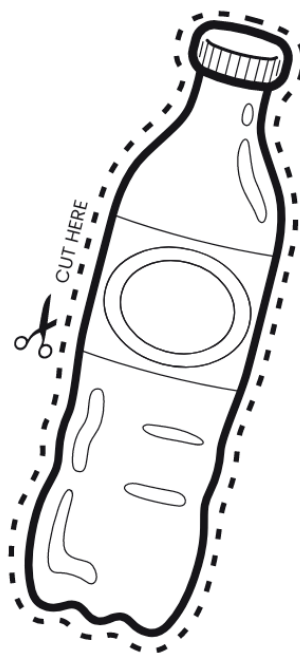

CUT HERE



# **Rubbish Cut-Outs Recortes de Basura**

Print, color, and cut out the rubbish items. These cut-outs will be used in Lesson 2.

*Imprime, colorea y recorta la basura. Estos recortes se usarán en la Lección 2.*



# STORMWATER RUNOFF PICTURE



NAME: \_\_\_\_\_ DATE: \_\_\_\_\_

**INSTRUCTIONS:**

In the space below draw and color your school or home. Include all the rainwater drainage features and natural areas, like gardens, you encountered during your stormwater stroll. Next, pretend it is raining and draw a line showing the path of a raindrop. Begin from the roof-top to the ground and into a natural area where water would soak in or over impervious surfaces until it reaches a storm drain. Label each rainwater feature and natural area not forgetting to include trash you may have seen during the outdoor exploration.

# Lesson Lección

# 3

Name/Nombre: \_\_\_\_\_

Date/Fecha: \_\_\_\_\_

## The Tale of Fiesta Lane Storm Drain Maze

### El Cuento de Fiesta Lane Laberinto de Desagües Pluviales

Write the name of each person from the story who improperly discarded the paint, motor oil and dog waste. Next, show the path the pollutants traveled in the storm drain to reach Fiesta Creek.

*Escriba el nombre de cada persona de la historia que descartó incorrectamente la pintura, el aceite de motor y los excrementos de perro. A continuación, muestra la ruta que recorrieron los contaminantes en el desagüe pluvial para llegar a Fiesta Creek.*

