

Celebrate Drinking Water Week

San Antonio Water System invites you to celebrate **Drinking Water Week** with us from May 3-9! The American Water Works Association and its members, like SAWS, have celebrated Drinking Water Week for more than 40 years to recognize the vital role water plays in our daily lives. Here's how you can learn about and show your appreciation for water:


How to Participate: Teachers, parents and students, kinder through 5th grade, are encouraged to participate in learning activities created by SAWS Education to learn about their drinking water.

How to Share: Once you've completed the activities or projects, feel free to post a video or picture of your participation on your Facebook, Twitter or Instagram accounts and be sure to tag @mysaws in the post so we can see it! And be sure to use the hashtags: #DrinkingWaterWeek and #SATXstrong.

This is just another way we, as a community, can come together to celebrate our valuable resource!



DRINKING
WATER WEEK
May 3-9, 2020



San
Antonio
Water
System



Get to Know Your Water Company

San Antonio Water System is a public utility that provides water for the citizens of San Antonio. A utility is a company that provides an important service for a community like electricity and water.

Activity:

Print a copy of the [Get to Know Your H2O Journal](#). Fold it in half so that it opens like a book and follow the instructions below.

Page 1:

Watch "[A Story of Sustainability](#)" and answer the questions on page 1 of your journal.

Page 2:

Read the [SAWS mission statement](#). Then write a sentence about why you think it is important on page 2.

Page 3:


Learn about [SAWS leaders](#) and answer the questions on page 3 of your journal.

Now you can color and decorate your journal!

SAWS LEADERSHIP

1. What is the name of SAWS' President and CEO?
2. How many people are on the SAWS Executive Team?
3. What leader did you select?
4. Write a sentence about the job this leader does.

Get To Know Your H₂O!



WHO IS SAWS?

1. What does SAWS stand for?

S _____ A _____ W _____ S _____

2. What year did the utility form?

3. How many customers does SAWS serve?

4. Why is water so important to our community?

SAWS MISSION

Fill in the missing words:

Our _____
Sustainable, Affordable Water Services.

Our _____
To be leaders in delivering responsible
water services for life.

Our _____
Excellence, Integrity and Respect.

A mission statement is like a promise. The SAWS Mission Statement promises to provide "sustainable, affordable water services." Sustainable means that it will always be there.

Write why you think this is important to our community.



Our Water Source

Most of San Antonio's water comes from groundwater in an aquifer. Our aquifer is called the Edwards Aquifer. To get groundwater, a well is used to pump it out and send it to you. Find out how water is pumped from a well by building your own!

Activity:

Materials: You will need a clear vase or cup, gravel/ pebbles, a liquid soap dispenser pump and water. (Rice or beans can replace gravel.)

Instructions: Fill your cup with pebbles and then pour in water until the cup is about half full. It represents groundwater in an aquifer. Put the soap dispenser in the cup so that the end is at the bottom of the cup. It represents the pump for your well. Press on the top of the dispenser to start pumping water out! Check out the video links below to learn more about groundwater and wells.

K-5th: [Know Your H2O](#)

K-5th: [Groundwater](#)

K-5th: [Video: Drop Inside the Edwards Aquifer](#)


3rd-5th: [Video: How an Aquifer Works](#)

4th-5th: [Video: Understanding Aquifers: Demonstration with a Physical Model](#)

4th-5th: [Video Part II: Unconfined and Confined Aquifers](#)



DRINKING
WATER WEEK
May 3-9, 2020



Moving Water

Have you ever wondered how water gets to your house? Water companies like San Antonio Water System deliver water through tubes called pipes.

Activity 1:


Watch the SciKids video below to learn more about getting water from its source to you.

[Video: How Does Water Get to Your House?](#)

Activity 2:

Play the [WaterWorks game!](#)

Print the game board, playing cards and instructions. There are two versions, one color and the other black and white for you to color yourself! Construct the game board and play the game according to the instructions provided.



WaterWorks Board Game Instructions

When you turn on a faucet in your house, water comes out. Have you ever wondered how it gets there? Water gets to your house through pipes. Pipes are tubes that the water company pumps water through to get it to you. The WaterWorks game lets you be the water company and get water to your neighborhood!

Game Preparation Instructions:

1. Print the game board pages. A black and white version is available for coloring. Place the pages together so that you create a SAWS logo in the middle that looks like this:



2. Print two copies of the game cards and cut them out.
3. Use buttons, Legos, stones, or precooked pinto beans for player pieces. You could also borrow player pieces from another game.

Game Play Instructions:

1. Place all the player pieces on Start.
2. Before you start shuffle cards so that they are mixed. The first player selects a card and moves ahead that many spaces.
3. If the player lands on a "leaky pipe" they must stay on that space until the leak is fixed. To fix the leak the player must draw a "2".
4. The first player to get water (their player piece) to the neighborhood wins!
5. Game recommended for 2 to 4 players.



1



2



2



3



4



5



1



2



2



3




4



5







START
HERE



3











DRINKING
WATER WEEK
May 3-9, 2020



Water Tower Tours

Water towers help keep water moving through pipes and are an important part of our water system. Have you seen a water tower in your neighborhood?

Activity 1:

To learn how a water tower works, watch the *Water Geek: Distribution* video.

[Video: Water Geek: Distribution](#)
[Water Distribution \(pdf\)](#)


Activity 2:

Sometimes water towers have murals painted on them or they can be decorated in interesting ways. Go to the [WaterTowers.com](#) link below and click on the Photo Gallery. Take a virtual tour of water towers by looking through the pictures in the gallery. Now, design your own water tower, draw a picture of it, or actually build a model of it!


[WaterTowers.com](#)
[Water Distribution \(pdf\)](#)



DRINKING
WATER WEEK
May 3-9, 2020



San
Antonio
Water
System







Water Conservation Math

Water is one of our most important resources. All living things need it to survive. That's why it is so important for us to use it wisely!

Activity 1:

How much water do you use before bed and how can you save more water?

Average Bath 	Average Shower 	Brush Teeth Water Off 	Brush Teeth Water On 
40 gallons	2 gallons <i>per minute</i>	1 gallon	4 gallons

Susan's bedtime routine is to take a bath and then brush her teeth with the water running.



_____ gallons




_____ gallons



_____ Total gallons Susan uses before bed



DRINKING
WATER WEEK
May 3-9, 2020



Jackie's bedtime routine is to take a 5 minute shower and then brush her teeth with the water off.



_____ gallons



_____ gallons



_____ Total gallons Jackie uses before bed



Who uses more water with their bedtime routine? _____



How much **more** water does she use per **day**? _____ gallons



How much **more** water does she use per **week**? _____ gallons



How much **more** water does she use per **month**? _____ gallons



What are some things that you can do at home to save water every single day?
